

SCX2 SERIES Commercial Lighting

SCX2-2FT-20W-MCT4-D-TR
TRACK LIGHT

WESTGATE
THE FUTURE IS HERE...AND IT'S QUITE BRIGHT!

Customer Name: _____

Project Name: _____

Note: _____

Type: _____

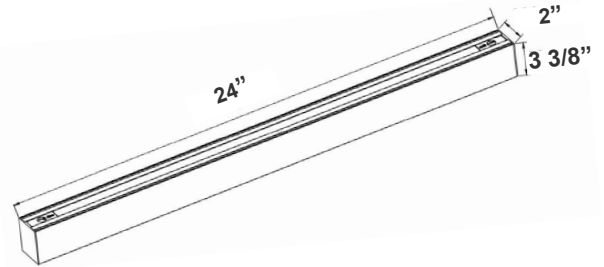


MCT

Custom:



Selection:



24"(L) x 2"(W) x 3 3/8"(H)

A member of the SCX family of Superior Linear Lights. A most comprehensive selection of linear lighting for all applications. Ideal for, retail locations, offices, lobbies, conference rooms, reception areas, hallways, educational facilities, hotels, and restaurants.

Features

- LED Superior Architectural Lights
- Seamless Linkable Linear Lighting System
- Opal Polycarbonate Lens-Direct (DOWN) Lighting
- Optional Recessed & Wall Mounting Kits Available
- Optional Louver Version Lens Available
- Lens Type: Opal Polycarbonate Lens
- MCT: Multi Color Temperature (Selectable with Switch Inside Fixture)

Technical Specifications

Electrical:

- Voltage: 120-277VAC 50/60Hz
- Wattage: 20W
- LPW: 89/ 100/ 92/ 96
- Power Factor: >0.95
- Total Harmonic Distortion: $\leq 20\%$

Mechanical:

- Low Profile Modern Design
- Aluminum Housing With Matte White Finish
- Custom Colors Available
- Lens Snaps into Housing
- Track is not included. Fits HALO™ & Compatible Systems
- Make Different Connections Via T/L/X Joints on Both Ends
- Mounting Options: Surface, Suspended, Wall, Recessed
- IP Rating: IP54
- Operating Temperature: $-13^{\circ}\text{F} \sim 104^{\circ}\text{F}$

Lighting:

- Dimmable: 0~10V Dimming
- Total Lumens: 2032LM/2156LM/2083LM/2084LM
- Color Temperatures: 3000K/3500K/4000K/5000K
- Multi-CCT(Selectable with Switch Inside the Fixture)
- Color Rendering Index: CRI ≥ 80
- Up Light Option Available
- 50,000 Hours Rated Life
- 5-Year Warranty
- Beam Angle: $104.8^{\circ}(\text{H}) \times 100.5^{\circ}(\text{V})$

Applications:

- Ideal for, retail locations, offices, lobbies, conference rooms, reception areas, hallways, educational facilities, hotels, and restaurants.

Other Models:

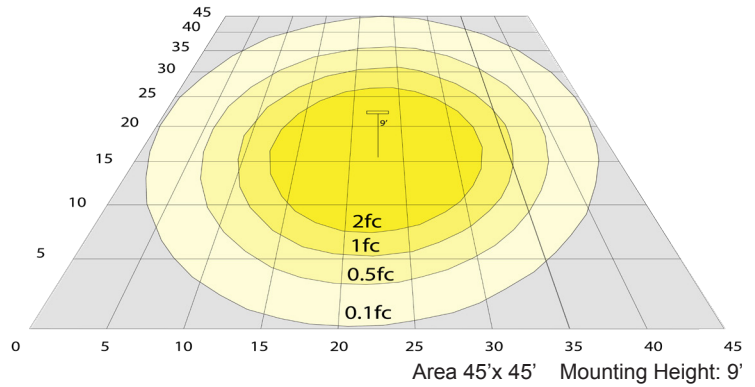
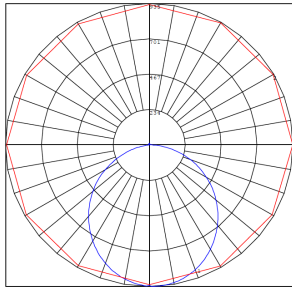
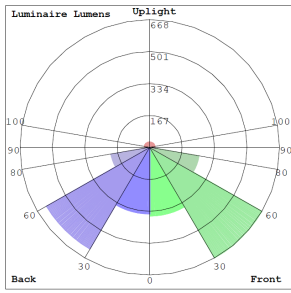
• 30W | 3133LM | SCX2-3FT-30W-MCT4-D-TR • 40W | 4179LM | SCX2-4FT-40W-MCT4-D-TR • 60W | 6266LM | SCX2-6FT-60W-MCT4-D-TR • 80W | 8359LM | SCX2-8FT-80W-MCT4-D-TR





Phone: (877) 805-2252 | Fax: (877) 805-2252
www.westgatemfg.com |



Photometrics: SCX2-2FT-20W-MCT4-D-TR



Other Views:



Performance Table: SCX2-2FT-20W-MCT4-D-TR

| MODEL NO. | Wattage | Voltage | Lumens | Color Temp. | BUG Rating | LPW |
|------------------------|---------|----------|--------|-------------|------------|-----|
| SCX2-2FT-20W-MCT4-D-TR | 20W | 120~277V | 2032LM | 3000K | B1-U2-G1 | 89 |
| | | | 2156LM | 3500K | | 100 |
| | | | 2083LM | 4000K | | 92 |
| | | | 2084LM | 5000K | | 96 |

Sample Ordering

| Model | Size | Wattage | Color Temp. | Feature | Track |
|-------|------|---------|-------------|---------|-------|
| SCX2 | 2FT | 20W | MCT4 | D | TR |

Accessories:

- Blank = No Option For Accessories
- SCL-6FT-SJTW18/5 = 6ft White Cord, SJTW 18 AWG 5-Conductor (Black, White, Green + Purple & Gray for 0-10V Dimming)
- SCL-6FT-SJTW18/5-100FT = 100ft Roll of White Cord, SJTW 18 AWG 5-Conductor (Black, White, Green + Purple & Gray for 0-10V Dimming)
- SCL-6FT-SJTW18/5-100FT-BK = 100ft Roll of Black Cord, SJTW 18 AWG 5-Conductor (Black, White, Green + Purple & Gray for 0-10V Dimming)
- SCL-6FT-SJTW18/6-100FT = 100ft Roll of Black Cord, SJTW 18 AWG 6-Conductor (Black, White, Green + Purple & Gray for 0-10V Dimming + Red for Backup Invertor)
- SCL-ASC-500FT = 1/16" 500 ft. Steel Aircraft Cable Suspension

Factory-Installed Options:

- Blank = No Option For Accessories
- OPT-HBC-125BS-WH = 10FT, 15A, 125V, 18/3 STR, WHT

SUSPENDED MOUNTING ACCESSORIES (NOT INCLUDED)



SCL-6FT-SJTW18/5-100FT
SCL-6FT-SJTW18/6-100FT



SCL-6FT-SJTW18/5-100FT-BK



SCL-ASC-500FT



SCL-6FT-SJTW18/5

FACTORY-INSTALLED OPTIONS:




OPT-HBC-125BS-WH




FACTORY-INSTALLED OPTIONS:

LIGHTS SCX FLEXIBLE LENS ROLL 25FT OR 100FT

| Model | SIZE | DESCRIPTION |  |
|---------------------|-------|---|---|
| SCX2-FLEXLENS-25FT | 25FT | Flex lenses can be cut to different lengths, enabling precise customization according to the installation area. This allows for a seamless fit, reducing gaps or visible transitions between different sections of the SCX lights | |
| SCX2-FLEXLENS-100FT | 100FT | | |


COLOR OF YOUR CHOICE

| Model | DESCRIPTION |  |
|--------------------|---|--|
| OPT-SCX-CLR-2FT | Add this option and specify your desired color on your purchase order or provide a swatch to match. For painted flanged fixture or optional rod, mounting set please also add the relevant option below for each fixture. | |
| OPT-SCX-CLR-FRM | This is a painted flanges option. | |
| OPT-SCX-CLR-RODSET | This is a painted rod set option. | |


INDIRECT (UP) LIGHTING

| Model | WATTS | LUMENS | COLOR TEMP | SIZE |  |
|-------------------------|--------------------------------------|--------|------------|------|---|
| OPT-SCX-ULM-2FT-8W-MCT4 | 8W | 800LM | 3000K | 2FT | |
| | | 824LM | 3500K | | |
| | | 840LM | 4000K | | |
| | | 864LM | 5000K | | |
| OPT-SCX-ULM-BU | Indirect (up) light with blue color | | | | |
| OPT-SCX-ULM-GR | Indirect (up) light with green color | | | | |

EMERGENCY BATTERY BACKUP

| Model | DESCRIPTION |  |
|---------------|--|--|
| OPT-EM-CM1INT | This is an option for a 90-minute backup battery installation. If you need to order this series for the fixture, please have your purchase order ready and call us or specify on the order which fixture to install this option and the test button. | |

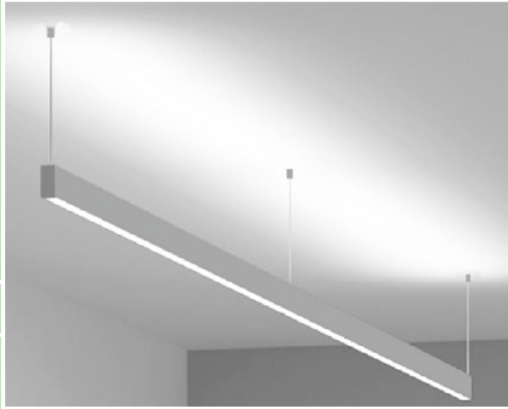
BI-LEVEL MOTION SENSOR

| Model | DESCRIPTION |  |
|--------------|---|--|
| OPT-SEN-SCX2 | This option installs an advanced motion sensor that will turn the lights on when the area is occupied. When the area is cleared, after a preset hold time of 5 sec or more the lights are dimmed to a standby level of 30% or more. If still no motion is detected, after the standby period, the light is turned off. All setting is programmable with a remote control. | |
| OPT-WEC-3RC | This is an optional remote control for sensor. | |



DEDICATED WIRING FOR UPLIGHT CONTROL

| Model | DESCRIPTION | | | |
|-------------------------|--|----------------------------------|----------------------------------|------|
| OPT-SCX-ULC-2FT-8W-MCT4 | Dedicated Wiring For Uplight Control By Installing A Separate Electrical Circuit And Compatible Driver For Uplighting. This Ensures Independent Control And Power Management. A Driver Regulates The Voltage And Current Supplied To The Uplights, Allowing For Precise Brightness And Color Control, Often Through A Dimmer Or automation System. | | | |
| | WATTS | LUMENS | COLOR TEMP | SIZE |
| | 8W | 800LM 824LM 840LM 864LM | 3000K 3500K 4000K 5000K | 2FT |



WOOD TRIMS

| Model | DESCRIPTION |
|--------------------------|-----------------------|
| OPT-SCX2-WK02-2FT-MAPLE | 2FT MAPLE FINISH |
| OPT-SCX2-WK02-2FT-WALNUT | 2FT WALNUT FINISH |
| OPT-SCX2-WK02-2FT-FREOAK | 2FT FRENCH OAK FINISH |
| OPT-SCX2-WK02-2FT-EBONY | 2FT EBONY FINISH |



SCX INSTALLED ACOUSTIC OPTIONS

| Model | DESCRIPTION |
|---------------------------|-----------------------------------|
| OPT-SCX-AK-2FT-9MM-HY2210 | 9mm Fiber Acoustic Kit, Dark Blue |
| OPT-SCX-AK-2FT-9MM-HY2204 | 9mm Fiber Acoustic Kit, Dark Gray |




COLOR CHART: * Choose from one of our Premium Colors with no set-up fee.

Gloss:



SILVER METALLIC
70 GLOSS
T357-GR105



SILVER METALLIC
30 GLOSS
T353-GR06



DARK RED 90
GLOSS
P009-RD02



INTERNATIONAL
ORANGE 90
GLOSS
T009-OG26




SAFETY ORANGE
90 GLOSS
T009-OG01




YELLOW 90
GLOSS
T009-YL14



YELLOW 90
GLOSS
T009-YL01



TRAFFIC GREEN
70 GLOSS
T007-GN16



GREEN 70 GLOSS
T007-GN13



GREEN 60 GLOSS
C006-GN03



BLUE 90 GLOSS
T009-BL01



DARK BLUE 80
GLOSS
T008-BL20



RAL 8028 TERRA
BROWN 90 GLOSS
C209-BR358

Hammer:




WHITE HAMMER
T013-WH09



BEIGE HAMMER
T013-BG38



GREY HAMMER
C013-GR08



SILVER
HAMMERTONE
T064-GR05




BLACK HAMMER
T013-BK62



RED HAMMER
T013-RD15



GREEN HAMMER
T013-GN220



BLUE HAMMER
T013-BL468



BRONZE HAMMER
T012-BR161

Texture:



WHITE TEXTURE
C031-WH120



FLINT GRAY
TEXTURE
T243-GR522



BLACK TEXTURE
C241-BK109



RED TEXTURE
T241-RD129



BLUE TEXTURE
C241-BL544



OIL RUBBED
BRONZE TEXTURE
T291-BR251


Vein:



BLACK/WHITE
VEIN
T075-WH34



SILVER VEIN
T375-BK26



COPPER VEIN
EXTERIOR
T075-BK211



GOLD VEIN
T375-BK10



COPPER VEIN
T375-BK07

